

OUR MISSION

Special Olympics provides year-round sports training and athletic competition in a variety of Olympic-type sports for children and adults with intellectual disabilities, giving them continuing opportunities to develop physical fitness, demonstrate courage, experience joy and participate in a sharing of gifts, skills and friendship with their families, other Special Olympics athletes and the community.

The data presented in this document are sourced from the Special Olympics Wisconsin 2015 Census as well as the Special Olympics Reach Report, which summarizes the breadth, depth, and impact of the global Special Olympics movement including data from 169 countries on athletes, coaches, competitions, financial support and other areas.

www.SpecialOlympicsWisconsin.org

fb.com/SpecialOlympicsWisconsin

@sowisconsin

@sowisconsin



**Special
Olympics**
Wisconsin



2016 REACH REPORT SUMMARY



ATHLETES
10,058

UNIFIED PARTNERS
740



TOTAL

2016

ATHLETES

10,058

2015

ATHLETES

10,425

FEMALE
40.9%

ATHLETE
GENDER

MALE
59.1%

16-21 years
20.1%

ATHLETE
AGE

22+ years
67%

8-15 years
13%

COMPETITIONS
702

UNIFIED
20



ATHLETE LEADERSHIP

ATHLETE LEADERS

393



UNIFIED SPORTS

TOTAL TEAMMATES

1,797

ATHLETES

740

UNIFIED PARTNERS

1,057



UNIFIED CHAMPION SCHOOLS

HIGH SCHOOL

24

MIDDLE AND ELEMENTARY SCHOOLS

19

SO COLLEGES

5

VOLUNTEERS
9,043

COACHES
2,613

YOUTH
3,570

LAW ENFORCEMENT
484

HEALTH
466



HEALTHY ATHLETES

CLINICS

14

ATHLETE EXAMS

1,382

LICENSED VOLUNTEERS

119



STATE AGENCIES

163

UNIFIED
CHAMPION SCHOOLS

48




FAMILY LEADERSHIP

FAMILY LEADERS

374

REGISTERED FAMILY
MEMBERS

7,468



SUPPORT

\$8,904,942

CASH

\$5,485,966

IN-KIND

\$3,418,976

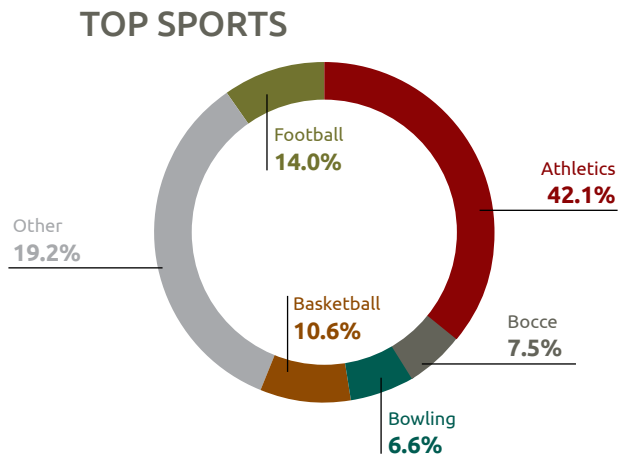
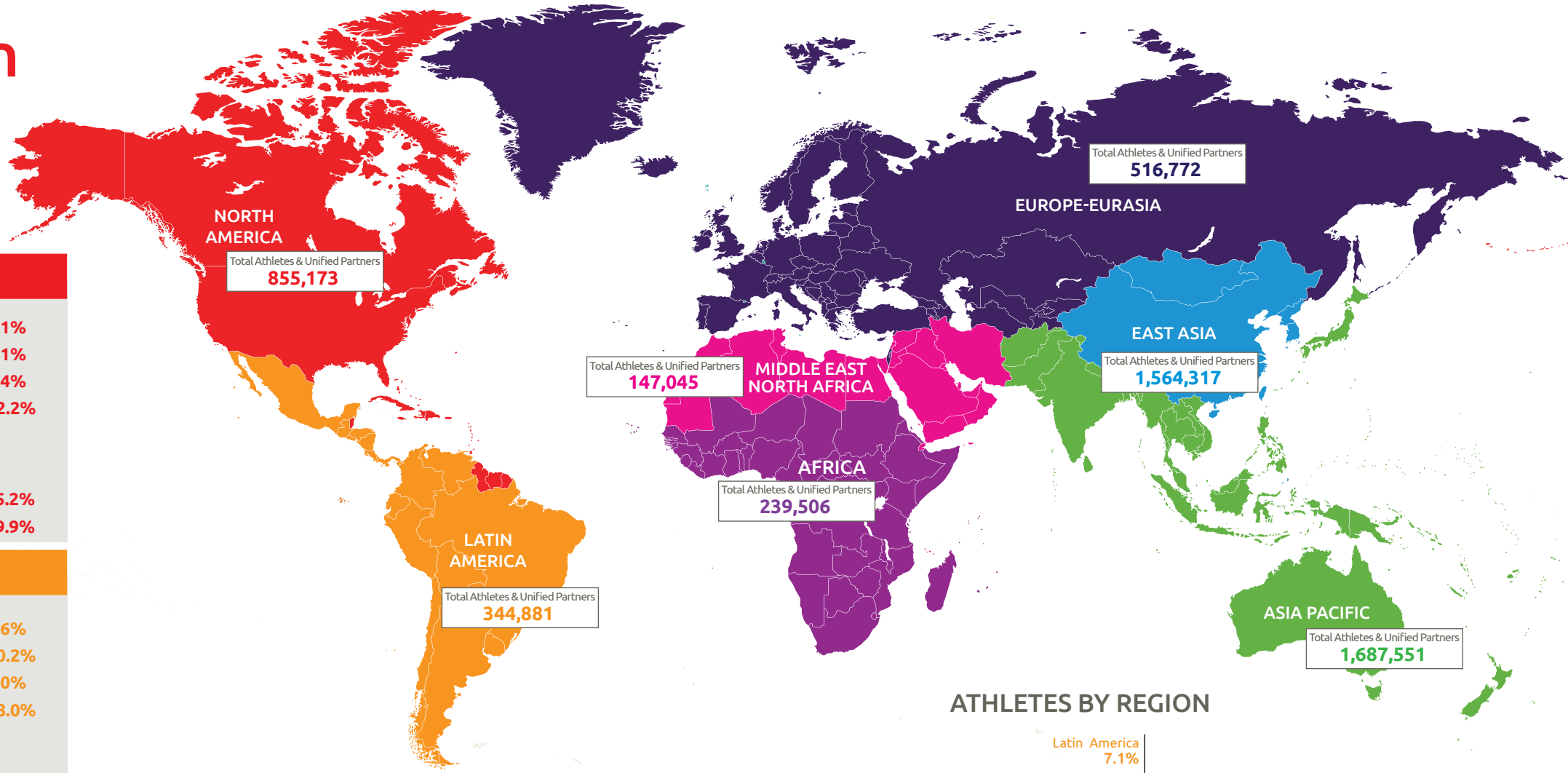


Special Olympics Reach by Global Region

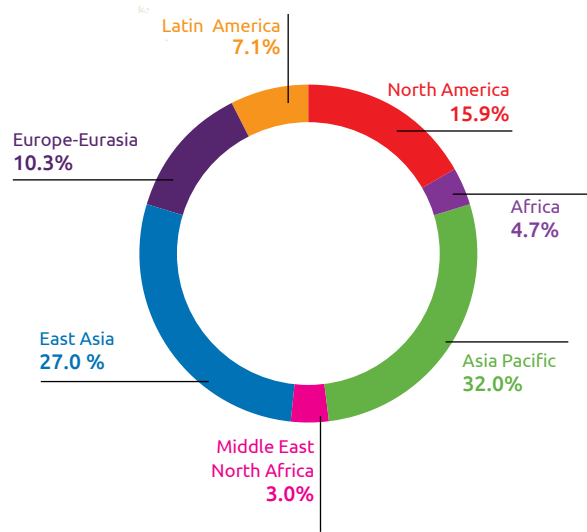
NORTH AMERICA			
Athletes	742,807	Athlete Growth (2014-15)	2.1%
Coaches	124,358	Coaches Growth	1.1%
Volunteers	681,890	Volunteer Growth	6.4%
Youth Leadership.....	34,132	Youth Leadership Growth	52.2%
Healthy Athletes Exams	57,708		
UNIFIED SPORTS			
Athletes	106,776	Unified Athlete Growth	55.2%
Unified Partners	112,366	Unified Partner Growth	59.9%

LATIN AMERICA			
Athletes	334,015	Athlete Growth (2014-15)	3.6%
Coaches	24,078	Coaches Growth	10.2%
Volunteers	35,776	Volunteer Growth	5.0%
Youth Leadership.....	984	Youth Leadership Growth	18.0%
Healthy Athletes Exams	5,460		
UNIFIED SPORTS			
Athletes	17,656	Unified Athlete Growth	7.9%
Unified Partners	10,866	Unified Partner Growth	38.5%

AFRICA			
Athletes	219,269	Athlete Growth (2014-15)	14.7%
Coaches	20,723	Coaches Growth	17.2%
Volunteers	24,677	Volunteer Growth	34.8%
Youth Leadership.....	1,159	Youth Leadership Growth	150.3%
Healthy Athletes Exams	9,694		
UNIFIED SPORTS			
Athletes	29,029	Unified Athlete Growth	87.8%
Unified Partners	20,237	Unified Partner Growth	92.2%



ATHLETES BY REGION



EUROPE-EURASIA			
Athletes	485,647	Athlete Growth (2014-15)	-6.6%
Coaches	31,950	Coaches Growth	0.3%
Volunteers	72,820	Volunteer Growth	2.6%
Youth Leadership.....	1,567	Youth Leadership Growth	8.1%
Healthy Athletes Exams	16,602		
UNIFIED SPORTS			
Athletes	39,717	Unified Athlete Growth	4.0%
Unified Partners	31,125	Unified Partner Growth	9.5%

EAST ASIA			
Athletes	1,271,770	Athlete Growth (2014-15)	2.9%
Coaches	77,978	Coaches Growth	67.2%
Volunteers	74,138	Volunteer Growth	1.8%
Youth Leadership.....	1,553	Youth Leadership Growth	93.4%
Healthy Athletes Exams	11,105		
UNIFIED SPORTS			
Athletes	245,512	Unified Athlete Growth	33.2%
Unified Partners	292,547	Unified Partner Growth	17.1%

ASIA PACIFIC			
Athletes	1,505,425	Athlete Growth (2014-15)	7.4%
Coaches	139,858	Coaches Growth	7.4%
Volunteers	130,857	Volunteer Growth	-4.1%
Youth Leadership.....	5,083	Youth Leadership Growth	64.2%
Healthy Athletes Exams	13,104		
UNIFIED SPORTS			
Athletes	167,948	Unified Athlete Growth	130.4%
Unified Partners	182,126	Unified Partner Growth	153.7%

MIDDLE EAST NORTH AFRICA			
Athletes	139,001	Athlete Growth (2014-15)	4.0%
Coaches	5,977	Coaches Growth	7.5%
Volunteers	11,015	Volunteer Growth	9.2%
Youth Leadership.....	777	Youth Leadership Growth	10.4%
Healthy Athletes Exams	2,270		
UNIFIED SPORTS			
Athletes	12,616	Unified Athlete Growth	6.5%
Unified Partners	8,044	Unified Partner Growth	7.0%