

ATHLETICS (TRACK & FIELD)

GENERAL RULES

The Official Special Olympics Sports Rules shall govern all Special Olympics athletics competitions. As an international sports program, Special Olympics has created these rules based upon Internationale Amateur Athletic Federation (IAAF) and National Governing Body (NGB) rules for athletics. IAAF or National Governing Body rules shall be employed except when they are in conflict with the Official Special Olympics Sports Rules. For more information, visit www.iaaf.org.

TABLE OF CONTENTS

1.	<i>Official Events</i>	2
2.	<i>Facility Requirements and Equipment</i>	3
2.1.	Track Requirements	3
2.2.	Long Jump Requirements	3
2.3.	Shot Put Requirements	3
2.4.	Softball Throw and Mini Javelin Requirements	3
3.	<i>Rules of Competition</i>	4
3.2.	Race Starts	4
3.3.	General Rules and Modifications for Track Events	4
3.4.	General Rules and Modifications for Race Walking Events	5
3.5.	General Rules and Modifications for Non-motorized Wheelchair Events	5
3.6.	General Rules and Modifications for Motorized Wheelchair Events	6
3.7.	General Rules and Modifications for Running Long Jump	8
3.8.	General Rules and Modifications for Standing Long Jump	8
3.9.	General Rules and Modifications for Shot Put	9
3.10.	General Rules and Modifications for Softball Throw	9
3.11.	General Rules and Modifications for Mini Javelin	10
4.	<i>Uniform Rules</i>	10
5.	<i>Additional Policies</i>	11

1. OFFICIAL EVENTS

Athletes may participate in a maximum three events from only one category (see chart below). An athlete may compete in three individual events, two individual and one relay, or one individual and two relays.

Category	Events Selection
Category A: <i>Development</i>	Assisted Run* OR 25m Walk OR 50m Run Standing Long Jump OR Running Long Jump** Softball Throw**** OR Shot Put and/or Mini Jav***
Category B: <i>Non-Motorized Wheelchair</i>	25m Non-Motorized Wheelchair 30m Non-Motorized Wheelchair Slalom 100m Non-Motorized Wheelchair 200m Non-Motorized Wheelchair 4x25m Non-Motorized Wheelchair Shuttle Relay Softball Throw**** OR Shot Put and/or Mini Jav***
Category C: <i>Motorized Wheelchair</i>	30m Motor Wheelchair Slalom 50m Motor Wheelchair Slalom 25m Motor Wheelchair Obstacle Course Softball Throw**** OR Shot Put and/or Mini Jav***
Category D: <i>Walking</i>	100m Walk 200m Walk 400m Walk 800m Walk 1500m Walk 4x100m Walking Relay Standing Long Jump OR Running Long Jump** Softball Throw**** OR Shot Put and/or Mini Jav***
Category E: <i>Running</i>	100m Run 200m Run 400m Run 800m Run 1500m Run 3000m Run 4x100m Relay 4x200m Relay 4x400m Relay Standing Long Jump OR Running Long Jump** Softball Throw**** OR Shot Put and/or Mini Jav***

*Athletes competing in the Assisted Run can not participate in any other on-track events. The Assisted Run is a non-advancing event only offered at the Regional Competition level.

**Athletes competing in Standing Long Jump may not compete in Running Long Jump.

***Athletes competing in Softball Throw may not compete in Mini Jav or Shot Put. However, athletes may compete in both mini jav and the shot put.

****Athletes throwing over 15m should compete in the shot put or mini jav; athletes who have thrown more than 20m in a SOWI competition will be ineligible to participate in softball throw following that season.

2. FACILITY REQUIREMENTS AND EQUIPMENT

2.1. Track Requirements

2.1.1. All races up to, and including, the 100m run or walk shall be run on a “straight-away” on a regular 400m track.

2.1.2. The 200m, 400m, 800m, and 1500m race walking events may be held off-track.

2.2. Long Jump Requirements

2.2.1. The front of the toe board is 1m from the landing pit and the toe board or taped representation of the board must be 20cm (8in) long and the width of the runway.

2.2.2. The takeoff board may be set anywhere from the front edge of the sandpit up to 1m in front of it.

2.3. Shot Put Requirements

2.3.1. The shot may be steel, brass, or a synthetic-covered implement, Minimum weight for implements:

2.3.1.1. Men 12+: Large Shot (4 kg / 8.8 lbs)

2.3.1.2. Women 12+: Medium Shot (2.72 kg / 6 lbs)

2.3.1.3. Men 8-11: Medium Shot (2.72 kg / 6 lbs)

2.3.1.4. Women 8-11: Small Shot (1.81 kg / 4 lbs)

2.3.1.5. Wheelchair (Men and Women): Small Shot (1.81 kg / 4 lbs)

2.3.2. The use of any mechanical aid shall not be allowed. For protective purposes only, the wrist, the hand, or as many as two adjoining fingers may be taped. There shall be no connecting tape between the fingers and the palm, fingers and the back of the hand, wrist and the palm, wrist and the back of the hand, fingers and the wrist, or the front and back of the hand between the fingers.

2.4. Softball Throw and Mini Javelin Requirements

2.4.1. Softball Throw Equipment: A 30cm (11 3/4”) in circumference softball shall be used.

2.4.2. Mini Javelin Equipment:

2.4.2.1. A 300 gram mini jav may only be used for athletes ages 15 and under. An athlete may throw a heavier mini jav than the minimum if they choose.

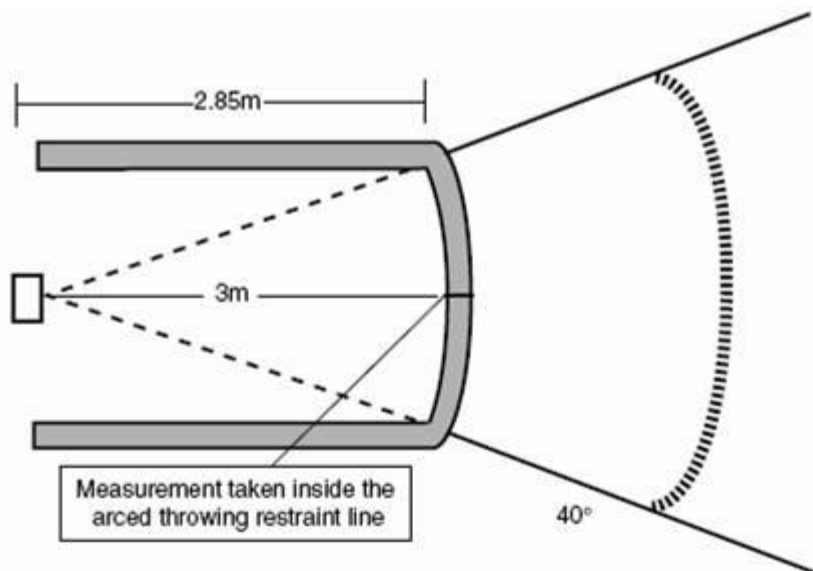
2.4.2.2. A 500 gram mini jav must be used for athletes ages 16 and older.

2.4.2.3. Turbo Javelins can be purchased at www.everythingtrackandfield.com.

2.4.3. Throwing Area:

2.4.3.1. Mark off two parallel lines which are 2.85m in length, with each of the ends being 2m apart. At the back end of the throwing area, place a mark 0.10 inch in length directly in the middle of the two end lines. From this mark, extend a parallel line out three meters, mark this point, and draw an arc connecting both sidelines which intersect this point.

2.4.3.2. The ball must land within a sector determined by a 40-degree angle emanating from the center of the back line. Extend two lines out which intersect both points where the arc meets the sidelines.



2.4.3.3.

3. RULES OF COMPETITION

3.1. All runners shall start from behind the start line. A runner completes the race when his or her torso crosses the finish line.

3.2. Race Starts

3.2.1. False Starts – a runner is allowed one false start in SOWI athletics competition.

3.2.2. In races up to and including the 400m, the athletes have the option of using or not using starting blocks. Athletes wishing to use starting blocks must provide their own and have a Special Needs Form submitted by the tournament registration deadline.

3.2.3. For races 400m and shorter, the start command shall be “on your marks”, “set”, and when all competitors are set, the gun shall fire.

3.2.4. For races 800m and longer, the start command shall be “on your marks”, and when all the competitors are steady, the gun shall fire. A competitor shall not touch the ground with his or her hands.

3.2.5. The 200m and 400m races will use staggered starts and racers should stay in their lanes for the duration of the race.

3.2.6. The 800m race will use a staggered start and racers may break into inside lanes after the first curve if they do not impede or obstruct another runner’s progress.

3.2.7. The 1500m and 300m races will use waterfall starts and racers may break into the inside as soon as possible if they do not impede or obstruct another runner’s stride.

3.3. General Rules and Modifications for Track Events

3.3.1. Assisted Run – This transitional event is intended for use by those athletes who are not ready to participate fully in the competition experience, but need to gain experience in the competition environment itself. In the case of athletics or swimming, examples of competition environment are: staging, the start gun or horn, spectator noise, volunteers, etc. Athletes registered in these transitional and non-advancing events are eligible to register and participate in one additional advancing event. Host Regions will determine how these transitional events will be implemented during existing tournaments. Contact your host Region for details.

3.3.2. Lane Violations

- 3.3.2.1. In all races run in lanes, each competitor shall keep within their allocated lane from start to finish.
- 3.3.2.2. If a competitor is pushed or forced by another person to run outside their lane, and if no material advantage is gained, the competitor should not be disqualified.
- 3.3.2.3. If a competitor runs outside of their lane in the straightaway with no material advantage thereby being gained and no other runner obstructed, the competitor shall not be disqualified.

3.4. General Rules and Modifications for Race Walking Events

- 3.4.1. Athletes must have one foot in touch with the ground at all times.
- 3.4.2. In all race walking events, an athlete does not have to have a straight support leg while competing.
- 3.4.3. Athletes who require use of a mobility device (crutches, walkers, etc.) in order to walk may utilize the device while competing as long as an advantage is not gained by use of the device.
- 3.4.4. In race walking events up to, and including, the 400m, the competitor shall be disqualified with no prior warning when, in the opinion of two or more officials, an advantage has been gained.

3.5. General Rules for Visually and Hearing-Impaired Athletes

- 3.5.1. A rope or sighted guide runner may be provided to assist athletes who are visually impaired.
- 3.5.2. A sighted guide runner may not be ahead of the athlete in any manner. At no time may the guide runner pull the athlete or propel the athlete forward by pushing.
- 3.5.3. A tap start will be used for an athlete who is both visually and hearing impaired.
- 3.5.4. Guide runners must wear a bright orange running vest so that they are clearly distinguished from competitors. These vests will be provided by the Local Organizing Committee.
- 3.5.5. The starting signal for athletes with a hearing impairment must be performed by an official with a visual signal in form of a starting flag or with a tactile signal by tapping the athlete.

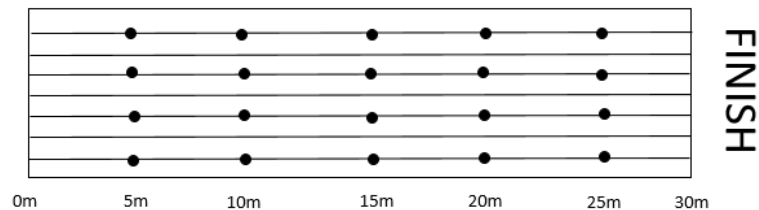
3.6. General Rules for Unified Sports® Relays

- 3.6.1. Each Unified Sports relay team shall consist of two athletes and two partners.
- 3.6.2. Runners on a relay team may be assigned to run in any order.
- 3.6.3. It is required that athletes and Unified partners are of similar age, and it is preferred that athletes and Unified partners are of similar ability for Relays. For more information on similar age and ability, please see Sport Rules Article 1 Section 14.1.2.

3.7. General Rules and Modifications for Non-motorized Wheelchair Events

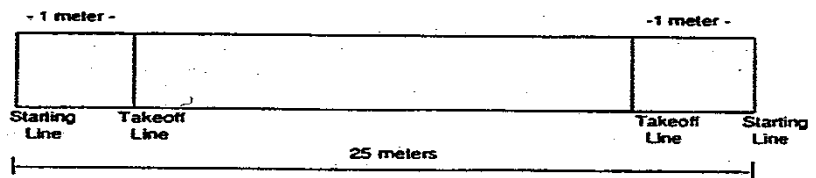
- 3.7.1. To qualify for wheelchair events, the athlete must require use of a wheelchair for every day movement.
- 3.7.2. Non-motorized wheelchair participants may enter up to three events. (Events must be non-motorized wheelchair, the softball throw or wheelchair shot put and/or mini jav).
- 3.7.3. Athletes shall start with all wheels behind the start line. Athlete is timed from the smoke of the starter's gun to when all front wheels (two or one) of the wheelchair reach the perpendicular plane of the nearer edge of the finish line.
- 3.7.4. Motorized wheelchairs shall not be allowed in regular wheelchair races.
- 3.7.5. Three wheeled racing chairs will be divisioned separately from traditional wheelchairs in non-motorized races. A Special Needs Form must be submitted with registration for special equipment.

- 3.7.6. Only athletes who ambulate by use of a non-motorized wheelchair may participate in these events.
- 3.7.7. Athletes shall not be pushed, pulled or otherwise assisted during these events.
- 3.7.8. Bicycles, tricycles or similar vehicles powered via chain-driven propulsion are not legal wheelchairs and will not be allowed entry into non-motorized wheelchair competition.
- 3.7.9. The lanes for the wheelchair events shall be made two track-lanes wide.
- 3.7.10. 25m and 100m non-motorized wheelchair races.
 - 3.7.10.1. Competitors start with the first two wheels behind the start line plane.
 - 3.7.10.2. A competitor completes the race when the leading wheels cross the finish line plane.
 - 3.7.10.3. Each competitor must keep in his/her lane from start to finish and may not interfere, obstruct or impede the progress of another competitor. Infractions, at the discretion of the judges, may result in disqualification.
- 3.7.11. 30m Non-Motorized Wheelchair Slalom
 - 3.7.11.1. The slalom race shall consist of competitors maneuvering through five cones. Beginning at the start line, place one cone in each lane at five-meter intervals. Cones should be placed in the middle of the lanes. Competitors must go in between all cones or be disqualified.
 - 3.7.11.2. No penalty will be incurred by touching a cone. Knocking down or displacing a cone constitutes a violation and a three-second penalty will be assessed per infraction.



3.7.12. 4x25m Wheelchair Shuttle Relay

- 3.7.12.1. Four persons shall make up a team. Each competitor will complete 25m of the relay.
- 3.7.12.2. The second, third and fourth competitors of a team may not leave the start line until the leading wheel(s) on the wheelchair of the teammate who precedes him/her crosses a takeoff line 1m in front and parallel to the starting line.
- 3.7.12.3. The fourth competitor completes the race when the first two wheels cross the finish line.



3.7.12.4. Diagram:

3.8. General Rules and Modifications for Motorized Wheelchair Events

- 3.8.1. To qualify to compete in wheelchair events, the athlete must require the use of a wheelchair for everyday movement.
- 3.8.2. Motorized wheelchair participants may enter up to three events. (Events must be motorized wheelchair events, the softball throw or wheelchair shot put and/or mini jav).

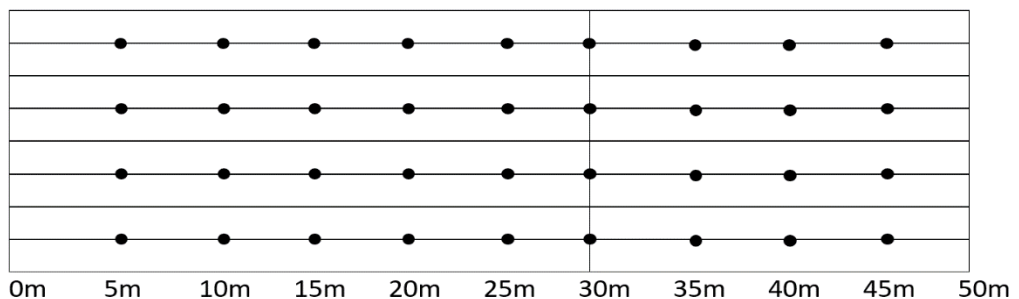
- 3.8.3. These events are restricted to motorized wheelchairs only. Bicycles, tricycles, etc. are not legal wheelchairs (see non-motorized section).
- 3.8.4. The leading wheels on each competitor's wheelchair will be regarded as the starting and finishing points of all races.
- 3.8.5. Competitors start with the first two wheels behind the start line plane.
- 3.8.6. If a competitor varies from a sequence of obstacles, he/she must, without notice from any official, resume progress at the point prior to the incorrectly passed obstacle before entering the next obstacle and complete the course in its entirety, or be disqualified. In essence, failure to complete the course as designed will result in disqualification.
- 3.8.7. A competitor will be disqualified if that individual's coach (or assistants) enters the course boundaries during the running of the obstacle course. Coaches may instruct from outside the marked boundaries of the course. Judges and officials will not give directional cues.
- 3.8.8. 30m and 50m Motorized Wheelchair Slalom

3.8.8.1. Rules

- 3.8.8.1.1. The athlete begins slalom with the leading wheels of the wheelchair behind the start line.
- 3.8.8.1.2. The athlete starts slalom at the sound of the starter's gun.
- 3.8.8.1.3. The athlete maneuvers his/her chair through the course and across the finish line without touching the cones or impeding another athlete on the course.
- 3.8.8.1.4. Cones are placed 5m apart with the first cone placed 5m from the starting line.
- 3.8.8.1.5. Knocking down or displacing a cone constitutes a violation and a three-second penalty will be assessed per infraction.

3.8.8.2. Score

- 3.8.9. The athlete is timed from the sound of the starter's gun to when the leading wheels on the motorized wheelchair cross the plane of the finish line.
- 3.8.10. No penalty will be incurred as a result of touching a cone. Knocking down or displacing a cone constitutes a violation and one three-second penalty will be assessed per infraction.
- 3.8.11. If a tie exists, a run-off will be held between the tied competitors.



3.8.12. 25m Motorized Wheelchair Obstacle Course

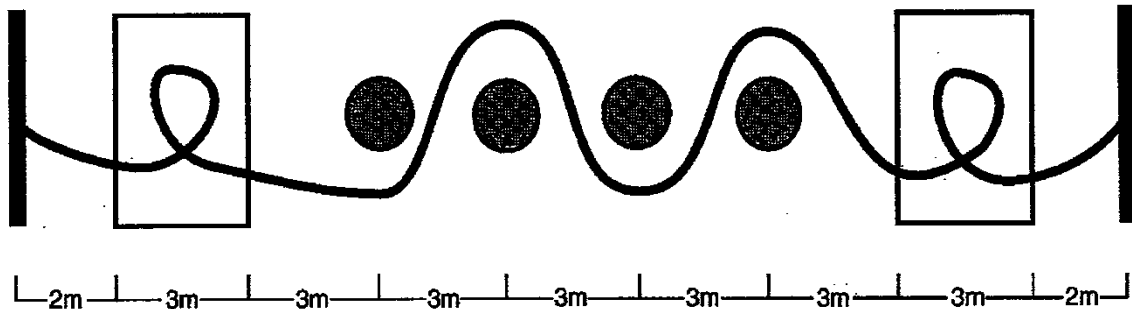
3.8.12.1. Rules

- 3.8.12.1.1. The athlete starts facing the course.

- 3.8.12.1.2. When inside or near the box, the athlete in the wheelchair completes a 360-degree circle. The athlete is not deducted any points or time for touching the lines on the box. The box is only an indicator for the athlete to do a complete circle with his/her wheelchair.
- 3.8.12.1.3. After the 360-degree circle is completed, the athlete weaves in and out of cones set at three meters apart, and then enters the second turning box.
- 3.8.12.1.4. The athlete completes a 360-degree circle near or within the box, and then continues forward to the finish line.
- 3.8.12.1.5. The box (three meters in diameter) is used only as an indicator for the athlete to complete a 360-degree circle between either the starting line and the first cone, or the third cone and the finish line. The box can be outlined with tape or chalk.
- 3.8.12.1.6. There will be no penalties if an athlete strikes a cone or knocks over a cone. However, it is up to the official to determine that the athlete was making an honest effort to go around the cones, and not drive over the cones in a straight-line pattern. If it is determined that the athlete drove his/her wheelchair over the cone without an effort to go around, that athlete shall be disqualified.
- 3.8.12.1.7. There shall be no more than three athletes per race.

3.8.12.2. Score

- 3.8.12.2.1. Time is started when the starter's gun is sounded, and is stopped when the leading wheels of the wheelchair cross the finish line.



3.9. General Rules and Modifications for Running Long Jump

- 3.9.1. Minimum Qualification: an athlete must be able to jump at least 1m (the maximum distance between the takeoff board and the sand pit). Athletes who are unable to complete a jump at the minimum starting distance are ineligible to advance to the next level of competition.
- 3.9.2. Prior to competition, athletes may have assistance from an official to mark their take-off mark.
- 3.9.3. Practice run-throughs are at the discretion of the event manager.
- 3.9.4. Each competitor is allowed three non-consecutive jumps. The athlete's best jump shall be used for scoring.
- 3.9.5. A jump is measured in meters from the toe board (end of board nearest the pit) to the closest impression in the sand made by any part of the body, including arms or hands.

3.10. General Rules and Modifications for Standing Long Jump

- 3.10.1. Prior to competition, athletes may have assistance from an official to mark their take-off mark.

- 3.10.2. Practice run-throughs are allowed at the discretion of the event manager.
 - 3.10.3. When starting, competitors' toes shall be behind the edge of the sand pit, which will be on a solid surface. The take-off line shall be placed at the nearer edge of the landing area (pit).
 - 3.10.3.1. The take-off line can be marked by a colored tape or marked permanently by a white line on the runway surface.
 - 3.10.3.2. The competitor shall initiate all attempts from behind the take-off line.
 - 3.10.4. A competitor shall start with both feet on a designated take-off line and shall use both feet on the take-off. They may rock backward and forward lifting their heels and toes alternately, but they may not lift either foot clear off the ground.
 - 3.10.5. Each competitor is allowed three non-consecutive jumps. The athlete's best jump shall be used for scoring.
 - 3.10.6. A jump is measured in meters from the take-off line to the closest impression in the sand made by any part of the body, including arms or hands. All measurements shall be taken from the nearest break in the landing area made by any part of the competitor's body or clothing, to the take-off line, or take-off line extended.
- 3.11. General Rules and Modifications for Shot Put
- 3.11.1. Shot put is measured in meters from the nearest mark made by the fall of the shot to the inside circumference of the circle, pulling the tape measure along a line from the mark through the center of the circle.
 - 3.11.2. Three non-consecutive puts will be allowed. Measurement of all legal throws is required for the purpose of breaking ties.
 - 3.11.3. Athletes shall pick up the shot put along the back of the circle. Volunteers should NOT hand the shot put to the athlete.
 - 3.11.4. A legal put shall be made from within the circle and the athlete, or their wheelchair, may not touch the top edge of the toe board, the line of the circle, or any surface outside of the circle. It is legal to touch the inside of the toe board.
 - 3.11.5. A competitor may enter and exit the circle without a foul providing it occurs within the time allowed for the trial and before the competitor starts their attempt beginning with the pause.
 - 3.11.6. A legal put must be initiated from the shoulder and the crotch of the neck with one hand only. During the attempt the shot should not drop below the shoulder or beyond the sagittal plane through the shoulder joint.
 - 3.11.7. A competitor must start from a stationary position inside the circle and must exit the back half of the circle upon the completion of the put.
 - 3.11.8. The put shall be declared foul, and shall not be measured, if after entering the circle and starting the put, the competitor commits any of the following:
 - 3.11.8.1. Uses any method contrary to the definition of a legal put
 - 3.11.8.2. Causes the shot to fall on or outside the lines marking the putting sections
 - 3.11.8.3. Puts a shot which does not conform to the legal requirements
 - 3.11.8.4. Wears any illegal device or taping on the putting arm, wrist, hand or fingers
- 3.12. General Rules and Modifications for Softball Throw
- 3.12.1. Each competitor shall be allowed three non-consecutive throws. The longest measurement of the three throws will be used for scoring. Measurement of all legal throws is required.

- 3.12.2. Throws will be measured in meters. The measurement will be taken from the inner edge of the arced-throwing restraining line to where the ball first touched the ground.
- 3.12.3. The throw shall be declared foul, and shall not be measured, if the competitor commits any of the following:
 - 3.12.3.1. Does not throw the softball so it initially lands completely within the inner edges of the landing sector lines.
 - 3.12.3.2. The competitor touches, with any part of the body, the arc or any ground beyond the arc or throwing box.
- 3.12.4. If an athlete throws over 15m, they should not participate in Softball Throw. If they have thrown 20m or more in a previous competition, they cannot register for Softball Throw.
- 3.13. General Rules and Modifications for Mini Javelin
 - 3.13.1. Each competitor shall be allowed three non-consecutive throws. The longest measurement of the three attempts shall be used for scoring. Measurement of all legal throws is required.
 - 3.13.2. Throws will be measured in meters from the inner edge of the arced-throwing restraining line to where the point of the mini jav first touched the ground.
 - 3.13.3. A thrower is allowed one minute to initiate a trial after their name is called. Only one thrower should be on the approach area at a time.
 - 3.13.4. The mini jav must be held by the grip with the point facing forward. The mini jav must be thrown using an over-hand throwing motion of the throwing arm.
 - 3.13.5. The thrower may not use a 360-degree turn of their body during the approach.
 - 3.13.6. The throw shall be declared foul, and shall not be measured, if the competitor commits any of the following:
 - 3.13.6.1. The thrower steps on or over the side lines or the arc line at the front of the throwing area
 - 3.13.6.2. The mini jav does not land nose first.
 - 3.13.6.3. The mini jav lands outside of the 40-degree sector lines.

4. UNIFORM RULES

4.1. Athlete Attire

- 4.1.1. In all events, competitors must wear athletic clothing including athletic shirt, shorts, or sweatpants and athletic shoes. The clothing must be made of a material which is non-transparent, even if wet. All Relay team members shall wear identical singlets or shirts.
- 4.1.2. Objectionable items include, but are not limited to: denim jeans, slacks, skirts or dresses, or any clothing not intended to be worn for sports competition. The only exceptions allowed will be for religious reasons, which must be submitted on a "Special Needs" form with the athlete's registration materials by the tournament registration deadline.
- 4.1.3. No hats or head coverings may be worn during competition. The only exceptions allowed will be for medical reasons, which must be submitted on a "Special Needs" form accompanied by a doctor's note with the athlete's registration materials by the tournament registration deadline.
- 4.1.4. All Relay team members shall wear identical singlets or shirts. if undershirts are worn during the relay, they all must match in style and color. Rely bottoms need to be the same color.

4.1.5. Athletes may compete in shoes with spikes provided the host facility allows spike. Check with the tournament director on maximum length of spikes allowed.

5. ADDITIONAL POLICIES

5.1. Athletics Competition Schedule Conflict Policy

5.1.1. If an athlete competing in athletics has a scheduling conflict in two of the events they are entered in, the following policy and procedure shall apply:

- 5.1.1.1. Track events shall take precedent over field events. The athlete will report when called to report to the track staging area. The athlete's coach or their designee shall report to the field event staging area that the athlete is in a track event and will report to the field event as soon as the track event is completed. The athlete upon completion of the race will report immediately to the field event staging area without waiting to receive their track event award. The athlete's coach or their designee shall inform the track award station that the athlete will return to receive their award as soon as they complete their field event.
- 5.1.1.2. If there is a scheduling conflict for the athlete in two field events, then the athlete shall report to one of the field event staging areas when called to report for staging and the athlete's coach and/or designee shall inform the other field event staging area that the athlete has a scheduling conflict and will report as soon as their field event trials are completed. The athlete will forego the award ceremony as stated in the previous procedure (#1).
- 5.1.1.3. A division of athletes shall not be held in the staging area for more than 30 minutes from when the division was called to report. If an athlete is missing from a division due to a scheduling conflict, the athlete must report back to the staging area within 30 minutes of their event being called to report. Should the athlete fail to report within the 30-minute hold period, the division shall be released to compete in the event with the missing athlete receiving a scratch for each missed attempt. The athletes in a division shall each make an attempt in the order they are listed on the division card. If when it is the turn of the missing athlete to make an attempt and they have not reported, that attempt will be recorded as a scratch. Missed attempts cannot be made up.
- 5.1.1.4. A division of athletes in a field event may be sent to compete with an athlete missing due to a scheduling conflict. If the missing athlete has not returned by the time the awards area is ready to present awards to the division, the awards area shall present the awards based on the results in hand. Should the missing athlete return to compete within the previous listed parameters, the athlete shall have their final score compared against the rest of the athletes within the division and the athlete shall receive the place based on the comparison. The awards presented previous to the return of the missing athlete shall not be affected by the missing athlete's award position (place). Should there be a duplication of final awards places (i.e. two first places awarded, two second places awarded, etc.) within the division, the official awards entry shall list it as a tie event though the scores do not match.